

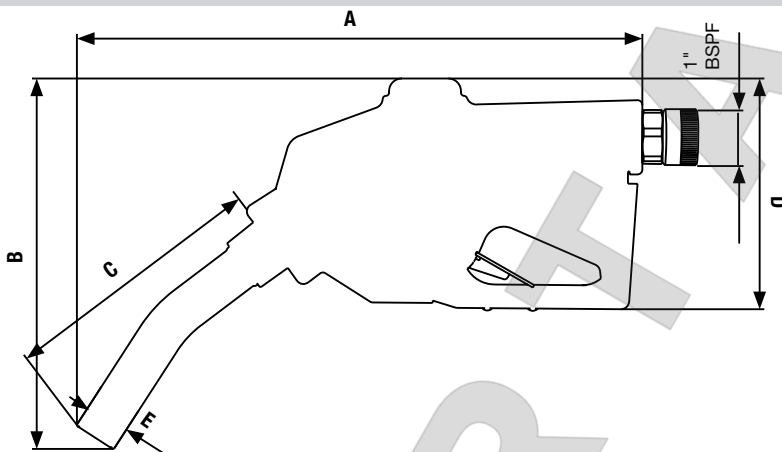


Diesel Automatic Nozzle 120 l/min



688 100

DESCRIPTION

Aluminium automatic nozzle designed for delivering Diesel. It is light, robust and includes a trigger latching mechanism to ease fluid delivery at different flow rates and an aluminium swivel to 1" BSP F to allow an easy hose connection.



A	B	C	D	E
360 mm (14.2")	235 mm (9.2")	172 mm (6.8")	146 mm (5.7")	Ø30 mm (1.2")

TECHNICAL SPECIFICATIONS	
PART No.	688 100
MAX. FLOW RATE	135 l/min (36 gal/min)
MAX. WORKING PRESSURE	3 bar (43.5 psi)
WEIGHT (APPROX)	1,7 kg (3.8 pounds)
MINIMUM FLOW RATE REQUIRED FOR AUTOMATIC SHUT-OFF	12 l/min (3 gal/min)
WETTED PARTS	Aluminium, stainless steel, Viton®, NBR
SPARE PARTS / ACCESSORIES	

364 030


Aluminium swivel fitting 1" BSP M-1" BSP F

